

Check Out These Mussels



No no...not
those
muscles
but these
mussels



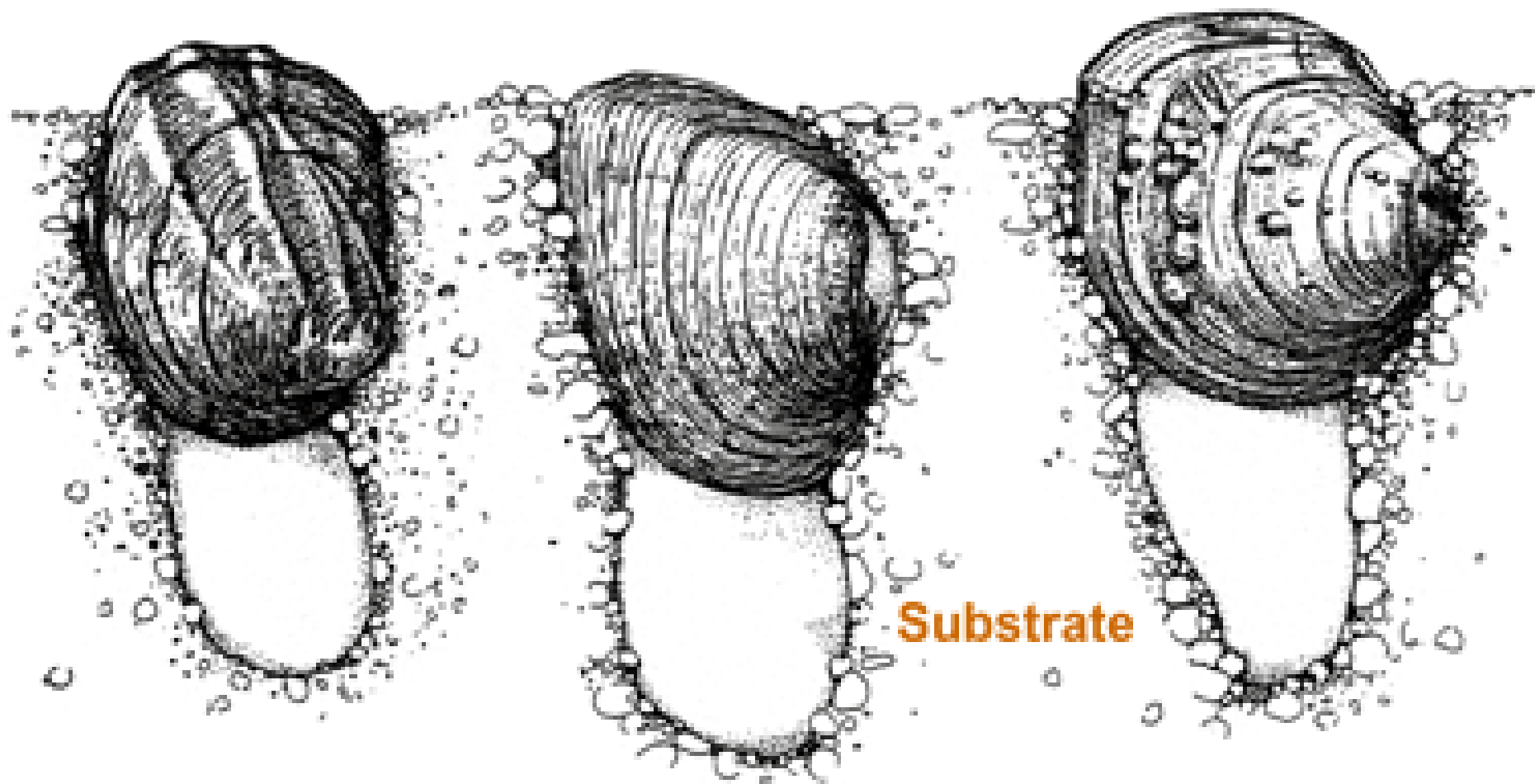
The background of the slide is a photograph of riverbeds. In the foreground, several large, dark, rounded river stones are visible. Resting on these stones are several mussels. One mussel in the center-left is dark and closed. To its right, another mussel is open, revealing a bright yellow interior. Further right, another mussel is partially visible, also showing a yellow interior. The riverbed extends into the background with many smaller, light-colored stones and pebbles.

Mussels “The Livers of the River”

- ~69 found in Missouri
 - ~50 species found in the Upper Mississippi River
- Some species have been documented to be 100+ years old
- Natural biological filters obtaining their food from the water
- Benthic and generally sedentary
- Most need natural flow and temperatures
- Almost all require fish hosts
- Bioindicator of water quality



Water Current →




Threeridge
(*Amblema plicata*)


Elephantear
(*Elliptio crassidens*)

Pimpleback
(*Quadrula pustulosa*)

Mussel locomotion and burrowing



Freshwater mussel life cycle



(Illustrated by Patrick Owen/WGFD)





Mississippi River Mussel Surveys

- Past Surveys
- 2022 Survey



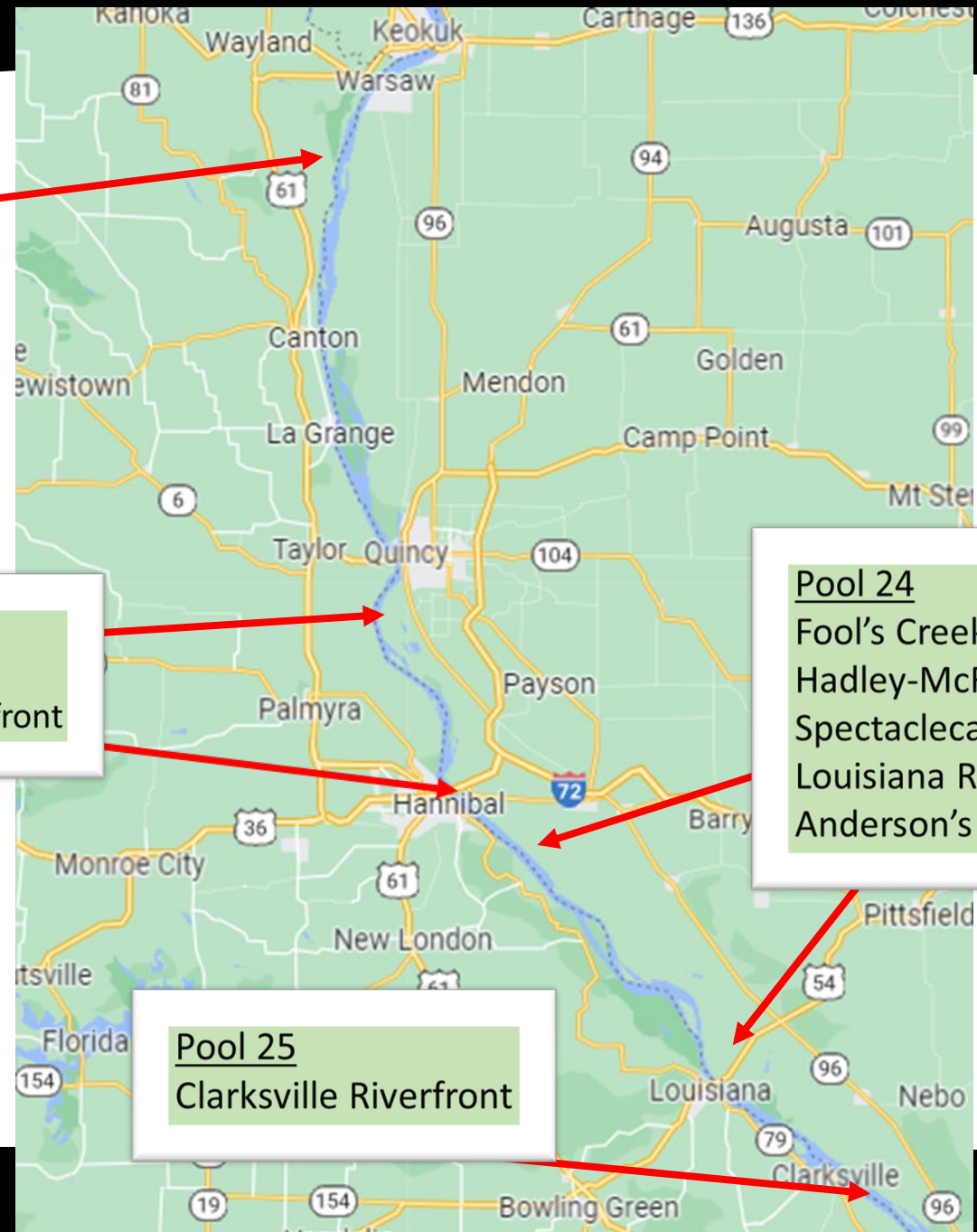
2022 Mussel Survey Sites

Pool 20
Fox Island
Buzzard Island

Pool 22
Fabius Island
Hannibal Riverfront

Pool 25
Clarksville Riverfront

Pool 24
Fool's Creek
Hadley-McRaney
Spectaclecase Bed
Louisiana Riverfront
Anderson's Bed



Dive Surveys







****Preliminary****

Finding/Results

- ~24 Species Total
 - 1 State Endangered
 - 5 Species of Conservation Concern

State Endangered Ebonyshell



Monkeyface



Juvenile Rock Pocketbook – 3 years old



Juvenile Washboard – Less than 1 year old



Common Name	Status
Black Sandshell	SOCC
Butterfly	Common but restricted
Deertoe	Common
Ebony Shell	State Endangered, SOCC
Fawnsfoot	Common
Fingernail Clam	Common
Fragile Papershell	Common
Giant Floater	Common
Hickorynut	SOCC
Mapleleaf	Common
Monkeyface	Common
Mucket	Common
Pimpleback	Common
Pink Heelsplitter	Common
Pink Papershell	Common
Plain Pocketbook	Common
Rock Pocketbook	SOCC
Threehorn Wartyback	Common
Threeridge	Common
Wabash Pigtoe	Common
Wartyback	SOCC
Washboard	Common
White Heelsplitter	Common
Yellow Sandshell	Common

Pool 24

- Fool's Creek
- Hadley-McRaney
- Spectaclecase Bed
- Louisiana Riverfront
- Dr. Anderson's Mussel Bed

Pool 25

- Clarksville

Common Name	Status
Black Sandshell	SOCC
Butterfly	Common but restricted
Deertoe	Common
Fragile Papershell	Common
Hickorynut	SOCC
Mapleleaf	Common
Monkeyface	Common
Paper Pondshell	Common
Pimpleback	Common
Pink Heelsplitter	Common
Plain Pocketbook	Common
Round Pigtoe	Common
Threehorn Wartyback	Common
Threeridge	Common
Wartyback	SOCC
Washboard	Common
White Heelsplitter	Common
Yellow Sandshell	Common

A close-up photograph of three river mussels resting on a bed of small, light-colored stones. The mussels have dark, glossy, brownish-black shells with visible concentric growth lines. One mussel is positioned in the foreground, slightly to the left, showing its rounded shape. Another is in the middle ground, and a third is in the background, partially obscured. The background is a shallow, rippling stream with more stones visible beneath the water. The text "To be continued....." is overlaid in white, sans-serif font, centered horizontally across the middle of the image.

To be continued.....

Annie Hentschke
Fisheries Biologist
Missouri Department of Conservation
Hannibal, MO 63401

Annie.Hentschke@mdc.mo.gov

573-248-2530

